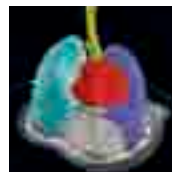



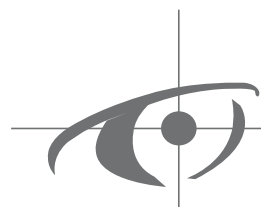


For enlightened decision-making

ARTIVIEW™



The collaborative solution to prepare
and evaluate your treatment plans
in radiotherapy.



AQUILAB

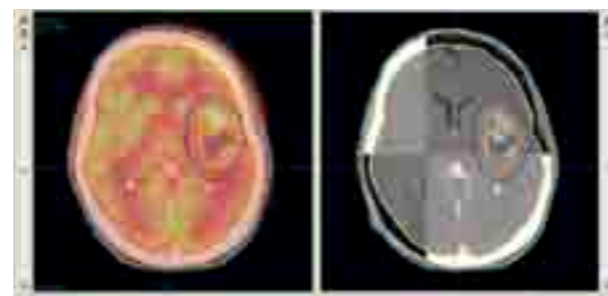
quality • imaging • systems

THE MOST ACCURATE SOFTWARE PLATFORM FOR IMAGING IN RADIOTHERAPY

As an innovative, accurate, fully-featured and versatile solution, ARTIVIEW is pioneering a new generation of radiotherapy software.

It includes all tools required for plan preparation (multimodality image fusion and contouring) and evaluation of your radiotherapy treatments.

ARTIVIEW is compatible with your existing equipment. Once integrated into your network, it enables optimal management of patient images and technical data.



Precise contouring on CT/MR/PET image fusion.



CT/PET Fusion.

■ A single software, for all your imaging systems.

ARTIVIEW is compatible with all imaging equipment and Treatment Planning Systems (TPS): a single software solution for all your contouring and image fusion needs, regardless to your existing equipment.

■ A single software, for all your operating procedures.

Designed in collaboration with several renown medical teams, ARTIVIEW is the most complete tool set available, for all imaging modalities:

- multimodality image fusion (CT, CBCT, MRI, PET),
- automatic contouring of OARs,
- advanced contouring and multislice interpolation tools,
- 3D asymmetric margins with OARs avoidance,
- Boolean operators...

A FULLY COLLABORATIVE SOLUTION, FOR OPTIMAL ORGANISATION

■ A single software for all your teams.

Developed around a central DICOM database, ARTIVIEW enables all team members to share the same tool and work freely on the same files – even from remote sites or laptops.

Your data are handled and stored in a standard format, ensuring a perfect match with your in-house practices and easy data re-use, even if you upgrade your technical facilities.

■ A single software for image sharing.

ARTIVIEW's network features enable you to share files over internal and external networks:

- for clinical trials,
- for sharing of expertise,
- to work from remote sites...

THE FIRST EVER SOLUTION FOR RADIOTHERAPY TREATMENT EVALUATION

ARTIVIEW is the first software that can accurately evaluate, compare and combine radiotherapy treatments, no matter which protocols and equipment you use.

■ Objectively evaluate therapeutic strategies.

ARTIVIEW provides scientific and objective evaluation of therapeutic strategies, according to:

- the contours used,
- the doses delivered,
- the technique and equipment employed.

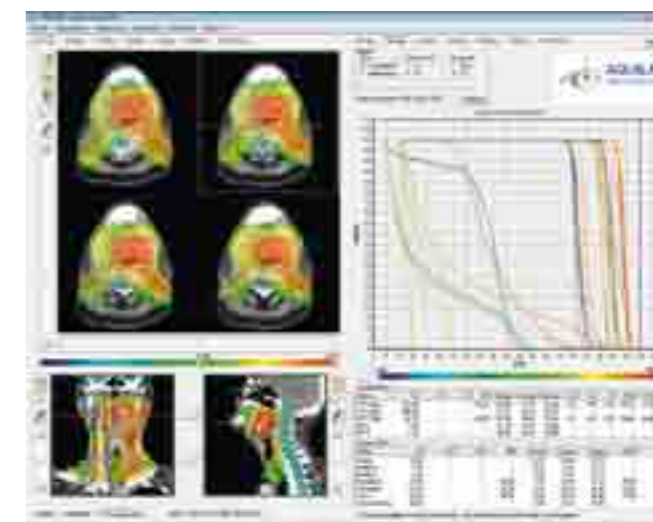
■ Accurately assess your treatments.

ARTIVIEW accurately assesses the effects of each treatment and provides new perspectives for refining your therapeutic protocols:

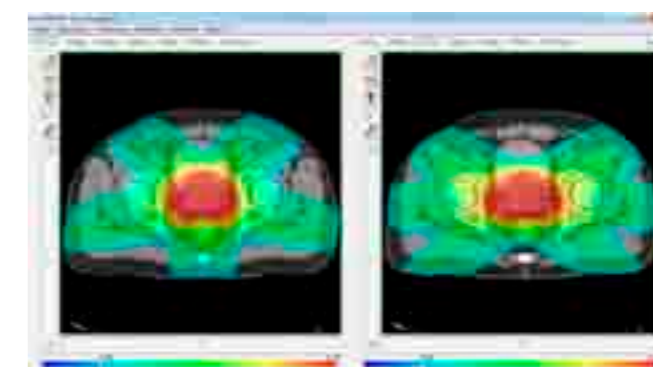
- unique DVH calculation based on DICOM RT Dose matrix,
- dose review on any image
- calculation of objective criteria for evaluating the delivered doses,
- dose summation of combined treatments,
- progressive implementation of indicators linked to your clinical results.

■ For enlightened decision-making.

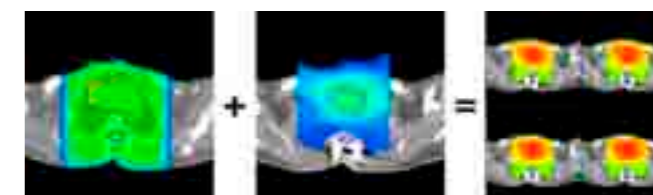
Better information means that your medical teams can refine their therapeutic decisions and objectively choose between various strategies for greater patient benefits.



Dose Evaluation based on objective criteria



Dose Comparison on prostate case



Dose Summation for CyberKnife® boost






ARTIVIEW™

ARTIVIEW, a new generation of preparation, exchange and evaluation software for radiotherapy.

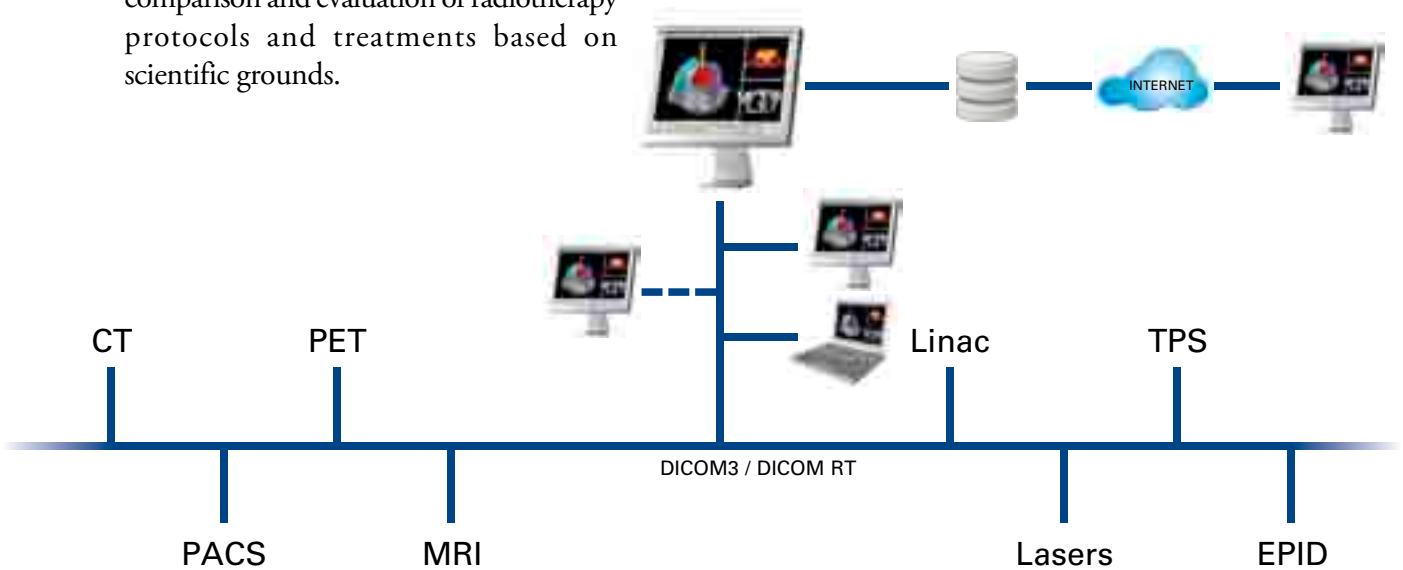
Featuring improved accuracy, greater versatility and complete independence from treatment planning systems, ARTIVIEW provides your medical teams with a single, future-proof and user-friendly tool for image fusion and contouring in all imaging modalities.

ARTIVIEW is the first software to allow comparison and evaluation of radiotherapy protocols and treatments based on scientific grounds.



AQUILAB

Founded in 2000 and managed by a group of high-level scientists, AQUILAB provides healthcare centres with the software solutions needed to continuously improve the quality and precision of their medical imaging and radiotherapy systems.



To try ARTIVIEW or schedule an on-site demonstration, please contact us:

AQUILAB

Parc Eurasanté - Lille Métropole - Bâtiment Hermès
407 rue Salvador Allende - 59120 Loos Les Lille – France
Tél. : +33 (0)3 69 61 51 51 – Fax : +33 (0)3 69 61 51 50
E-Mail : info@aquilab.com – <http://www.aquilab.com>

