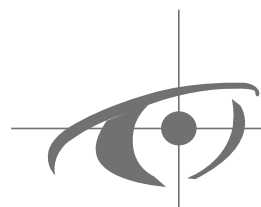





Put quality first

ARTISCAN™

The first comprehensive software solution for automated Quality Assurance in medical imaging and radiotherapy.



AQUILAB

quality • imaging • systems

Medical imaging quality has now become a key factor in pertinent diagnosis and therapeutic decision-making by your medical teams.

As an independent and automated solution, fully integrated into your environment, ARTISCAN helps to ensure constant performance for each of your medical devices

and enables you to optimize your imaging protocols.

ARTISCAN is now the software solution of reference for QA of equipment in Radiotherapy, Nuclear Medicine and Radiology.



THE FIRST COMPREHENSIVE SOFTWARE SOLUTION FOR AUTOMATED QUALITY ASSURANCE

- **Fully integrated and automated internal Quality Assurance.**
ARTISCAN directly handles the DICOM and DICOM RT files generated by your imaging and radiotherapy equipment.

With precision and consistency, ARTISCAN automatically analyses the test object images generated by your imaging systems:

- easy configuration of a wide range of analysis and tolerance settings,
- automatic equipment and image recognition,
- powerful and automatic scientific analysis tools,
- an alert system for non-compliant items,
- ...



- **Fully compatible with your existing and future equipment.**
ARTISCAN is compatible with major QA phantoms and equipments to ensure independent, single-source quality control of even the most heterogeneous and complex technical facilities.

■ All types of devices

- **Radiology:**
Computed Tomography, Magnetic Resonance, Radiography and Mammography
- **Nuclear Medicine:**
SPECT and PET
- **Radiotherapy:**
Linac, EPID, Multileaf Collimators, IGRT

- **All types of independent QA phantoms and test objects provided by imaging and radiotherapy manufacturers.**

- **A large number of parameters monitoring for all imaging modalities and radiotherapy techniques.**

ARTISCAN calculates and records all the parameters recommended for equipment quality assessment:

- **Radiology:** SNR, Noise, Uniformity, Spatial resolution, High and low-contrast resolution, Slice thickness, Geometrical distortion, Laser/slice alignment...
- **Nuclear Medicine:** Uniformity, Spatial resolution, Spectrometry, Sensitivity, Attenuation correction...
- **Radiotherapy:** MV/kV planar and CBCT imaging quality, Field size, Leafs-Jaws positioning and alignment, MLC transmission, MV/kV isocenters coincidence, Dosimetry...

- **Global QA management.**

ARTISCAN is a global management tool for devices inventory and equipment tracking in a central database:

- visual and mechanical checks,
- delivered dose,
- audit reports,
- ...



- **Full traceability of results.**

ARTISCAN archives every parameter from all equipment in a central database, thus facilitating the analysis of performance evolution over time and optimizing equipment tracking. Analysis reports, status graphs and images can be generated and printed at any time.

MODULARITY AND EASY TO USE

- **Module-based upgradeability to meet your needs.**

A module for each phantom and each device... The ARTISCAN solution adapts perfectly to updated and upgraded configuration of your technical facilities.

- **Rapid and accurate QA.**

Automated image processing saves you time and provides an objective analysis of your results.

- **Easy uptake by all users.**

Adopted by dozens of medical teams, ARTISCAN is an easy-to-use solution with full support of our team:

- on-site training in the use of phantoms and software,
- user-friendly interface and presentation,
- network and modular solution to meet your needs as closely as possible,
- online and telephone support.





ARTISCAN™

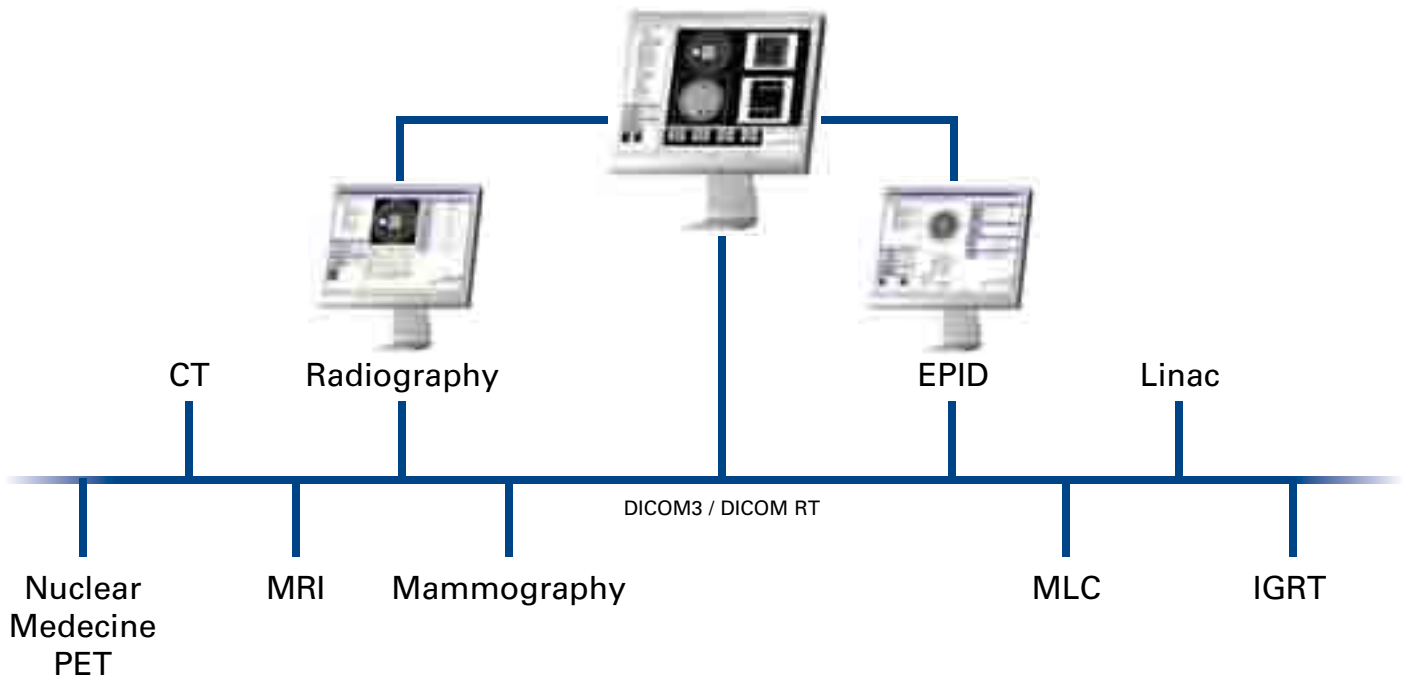
ARTISCAN, the first comprehensive software solution for automated Quality Assurance.

As an automated, universal and fully-integrated solution, ARTISCAN guarantees independent quality assurance for all types of imaging and radiotherapy technical facilities.



AQUILAB

Founded in 2000 and managed by a group of high-level scientists, AQUILAB provides healthcare centres with the software solutions needed to continuously improve the quality and precision of their medical imaging and radiotherapy systems.



To try ARTISCAN or schedule an on-site demonstration, please contact us:

AQUILAB

Parc Eurasanté - Lille Métropole - Bâtiment Hermès
407 rue Salvador Allende - 59120 Loos Les Lille – France
Tél. : +33 (0)3 69 61 51 51 – Fax : +33 (0)3 69 61 51 50
E-Mail : info@aquilab.com – <http://www.aquilab.com>

