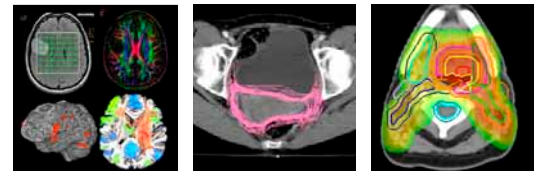




Make clinical trials smooth

The AQUILAB solution
for your medical imaging and radiotherapy
clinical trials management



The **AQUILAB** solution for **clinical trials**



Share Place

Automatic report generation

Custom forms

Custom workflow

Automatic DICOM anonymization

Automatic email notifications

Document Management

Secured connection

WEB-BASED WORKFLOW MANAGEMENT FOR CLINICAL TRIALS

■ Streamline and optimize the entire clinical trial workflow

Share Place web platform offers unique tools to conduct any clinical study using DICOM and DICOM RT objects (images, structures, plan, dose). It provides a very efficient way to save time and reduce overhead costs to clinical trial sponsors, investigators and experts thanks to a unique web-based architecture.

Share Place allows for a complete control of the study: patient inclusion, document management, alerts, notifications, automatic pdf reports...

■ Develop a fully customized solution

Workflow, forms, reports, email notifications, reminders: Share Place offers unmatched customization possibilities, to fit any of your clinical trial requirements. Our team designs the most tailored solution for your organization in accordance with your requirements.

■ Ensure security, anonymization and total traceability

Share Place includes exclusive AQUILAB technology that ensures state-of-the-art encryption and

security, automatic DICOM/DICOM-RT anonymization and robust capabilities to save, retrieve, and trace any data in a secured environment.

■ Offer easy-to-use interface and web tools

Share Place offers a very intuitive experience to users that requires no specific installation or training. As an investigator, you complete forms, upload files, read your email and... you're done!

IMPROVE CLINICAL TRIALS CONSISTENCY AND RELIABILITY WITH OUR EXPERT TOOLS

Share Place seamlessly integrates AQUILAB advanced tools to analyze and review data of multicentric clinical trials. Experts import and review cases from Share Place in one click, directly from their browser: a genuine collaboration platform that gives medical expertise a novel dimension!

ARTIVIEW™ Medical imaging & radiotherapy treatment plans review

ARTIVIEW is a unique software package that allows experts to review, compare, evaluate and assess multimodality imaging and radiotherapy treatments. DICOM-RT plan can be analyzed with a broad library of dosimetric indexes, most of which comply with ICRU-83 Report.

ARTISTRUCT™ Contours comparison & evaluation

Compatible with all imaging equipment, contouring workstations and Treatment Planning Systems (TPS), ARTISTRUCT gives your experts a powerful contouring evaluation tool to ensure the strict compliance of the contouring process with your trial requirements.

ARTISCAN™ Diagnosis & Treatment devices QA

ARTISCAN is the reference software solution for equipment QA in Radiotherapy, Nuclear Medicine and Radiology. As an independent and automated solution, it fully integrates into your trial environment, and helps to ensure constant performance for each of your medical devices: a genuine guarantee for quality and accuracy of data in your clinical trials.

“At the beginning of our clinical trials, we had to exchange many paper documents, wasting time and accuracy. Now, AQUILAB provides us with an efficient web solution and advanced QA tools that simplify and enhance data management. This solution enables our clinical studies to break new ground in pediatric radiotherapy and build a long-lasting reference database in oncology treatments.”

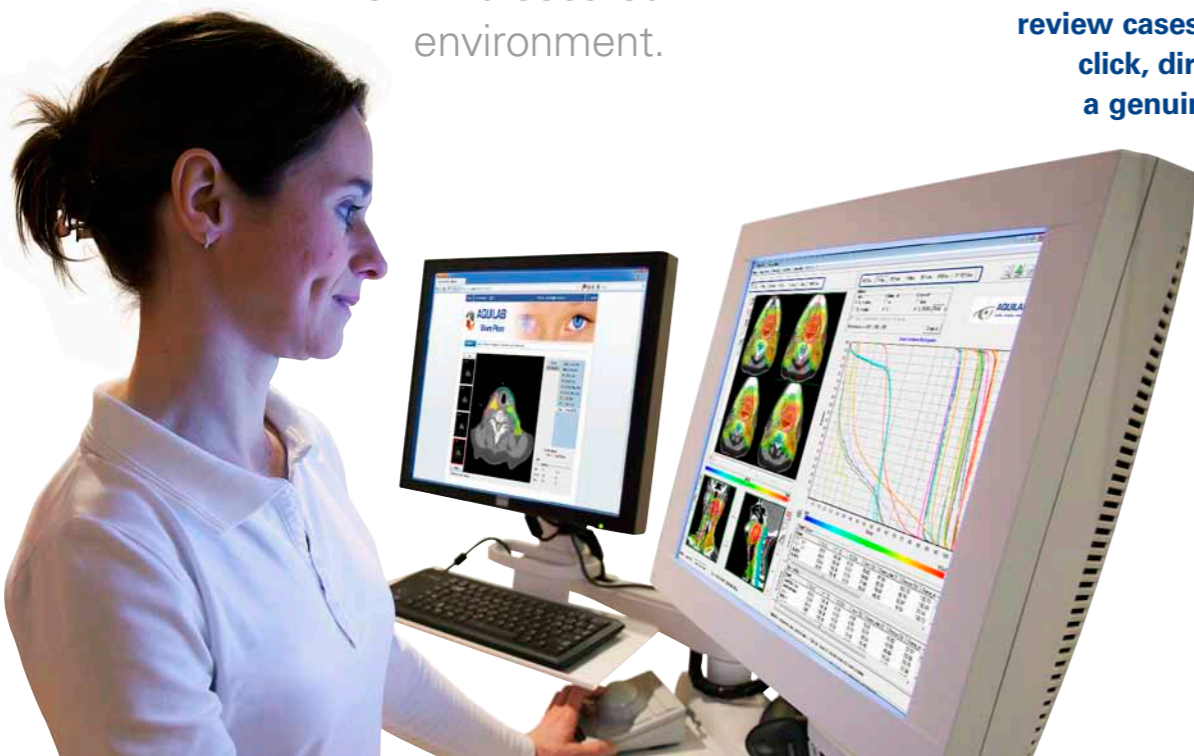
Dr. Christian CARRIE, Radiation Oncologist, Lyon, France
Dr. Valérie BERNIER, Radiation Oncologist, Nancy, France

Clinical trials are essential to validate and improve advanced medical care.

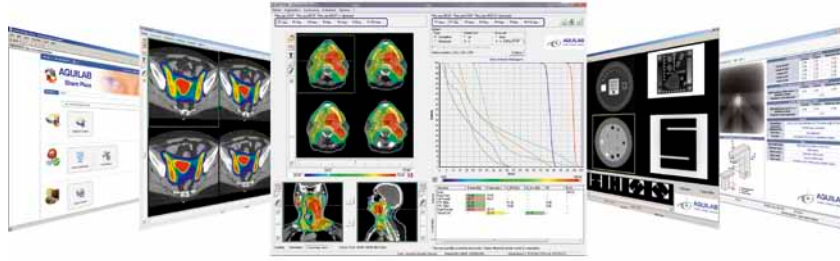
Managers of such trials face many challenges: coordinate actors worldwide, review large amounts of medical images and of radiotherapy objects, ensure data privacy...

Since 2000, AQUILAB has developed the most advanced software solution for quality and evaluation in medical imaging and radiotherapy.

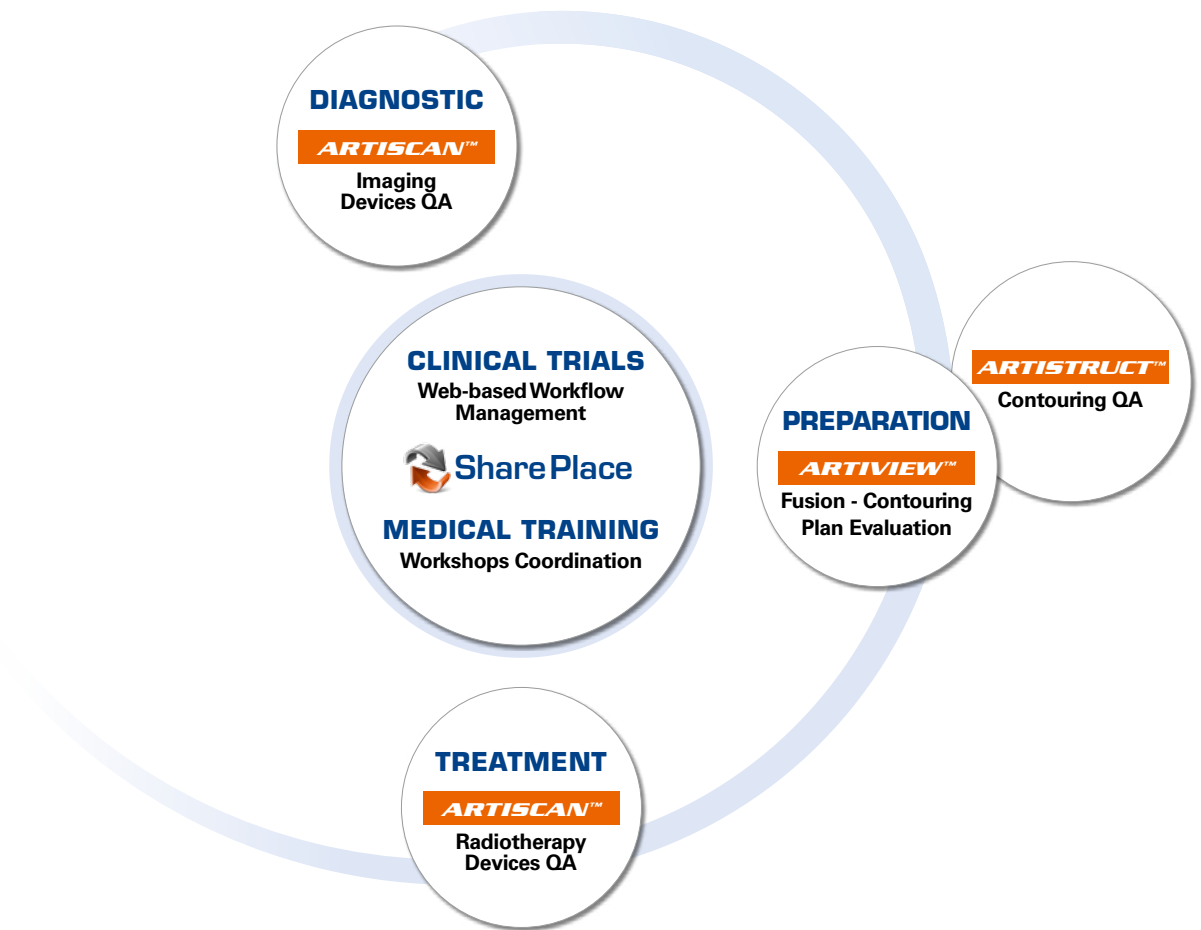
AQUILAB now offers a dedicated set of independent tools to clinical trials sponsors, investigators and experts to streamline clinical trial workflow, review treatments and implement QA in a secured environment.



AQUILAB



Software solutions for
Quality & Evaluation
In Medical Imaging & Radiotherapy



To schedule an on-site demonstration, please contact us:

AQUILAB SAS
Parc Eurasanté Lille Métropole
250 rue Salvador Allende
59120 Loos - France
Tél. : +33 (0)3 69 61 51 51 - Fax : +33 (0)3 69 61 51 50

AQUILAB GmbH
Lebacher Strasse 4
66113 Saarbrücken - Deutschland
Tel. : +49 (0)681 99 63 766
Fax : +49 (0)681 99 63 111

info@aquilab.com - www.aquilab.com